

Packaging Provision R. Nussbaum AG

1. General

This general provision contains the requirements for packaging. Compliance with our packaging provision is required to ensure that goods are transported or received properly and that deliveries are processed without any problems.

2. Type of packaging

The packages must be put together to form a unit that can be safely transported. Packaging that is appropriate to the type of shipping and that will prevent any damage in transit must be chosen to guarantee that the goods are delivered to us intact.

3. Packaging principles

Packaging may not be larger and more elaborate than is necessary to protect the goods. Padding (of a single type) must always be reduced to a minimum.

- Use of EURO flat pallets 120×80 in accordance with the EPAL standard (UIC standard 435-2/DIN 15146-2)
- Requirements for pallet quality: of the correct size, clean and dry, intact, accessible with a forklift truck
- Max. total height (incl. pallet): 180 cm
- Max. total weight 800 kg / pallet
- Containers may not exceed the pallet dimensions

The goods should, as a matter of preference, be shipped using the carriers shown in Item 6. Goods delivered in cardboard should also be packed in PE bags.

4. Recycling / reuse of packaging

To ensure that the packaging material can be recycled with as little time-consuming sorting as possible, care should be taken to ensure that only recyclable packaging materials and only the same sort of materials are used for packaging. If possible, PVC, PU foam and polystyrene (padding) are to be avoided.


5. Labelling the packaging

The goods labels or master labels will be used to label packing units during transport. Each individual packing unit, e.g. pallet, must be labelled with a highly visible master label. Each smallest packaging unit must be labelled with a goods label. With all packaging, care should be taken to ensure that the packing units remain stackable at all times. Ideally, the same products should be packed together. If only products of a single type cannot be packed together, the different parts within one package must be clearly separated from one other and labelled.

Goods label:

Label size: as large as possible and easily legible
 Affixing: 1× visible from the outside
 Font size: as large as possible
 Remaining container labelled

Example:


a) Part No. 9876521 b) Part description c) 500 items
d) Order No.: 4500xxxxxx/10
e)  9876521

- a) Part number
- b) Part description
- c) Quantity in the container
- d) Order number/order item number
- e) Barcode: Code-128 with part No.

Main label (palette):

Label size: A4
 1 label each on the long side and narrow side
 Font size: as large as possible

Example:

a) Part No. 9876521 b) Part description c) 20 boxes of 200 items = 4,100 items
d) Order No.: 4500xxxxxx/10
e)  9876521

- a) Part number
- b) Part description
- c) Number of containers and content / quantity per pallet
- d) Order number/order item number
- e) Barcode: Code-128 with part No.

6. Cardboard containers

Disposable packaging must be chosen in such a way that repacking is not required when the goods are received. Cardboard containers must be chosen in accordance with the guidelines for packaging units.

In principle, the containers must be filled from above. See Annex 1 for the dimensions of cardboard containers.

7. General notes

Our Conditions of Purchase – of which you have a copy – also apply.

In the event of non-observance of our packaging provisions, we reserve the right to refuse acceptance of the shipment or to charge for additional costs for storage / disposal / the return of packaging / repacking.

Packaging Provision R. Nussbaum AG

Annex 1: Standard containers (KLT and modular cardboard containers)

Cardboard containers are subject to a modular concept based on our KLT: Eurotec 5-6422N-599/volume 40l. As a matter of preference, cardboard containers should have a removable lid (telescopic box, shoe box principle) or perforated lid which can be removed without additional tools. The dimensions denote maximum dimensions.


Measurements of the standard containers

Name	Interior dimensions [mm]	No. Cardboard container	Exterior Dimensions [mm] 1 layer	No. Cardboard container	Exterior dimensions [mm] 2 layers	No. Cardboard container	Exterior Dimensions [mm] 3 layers
KLT: Eurotec 5-6422N-599	566 × 366 × 208						
Cardboard container		1	526 × 346 × 185	2	526 × 346 × 92.5	3	526 × 346 × 61.5
Cardboard container		2	263 × 346 × 185	4	263 × 346 × 92.5	6	263 × 346 × 61.5
Cardboard container		3	175 × 346 × 185	6	175 × 346 × 92.5	9	175 × 346 × 61.5
Cardboard container		4	263 × 173 × 185	8	263 × 173 × 92.5	12	263 × 173 × 61.5
Cardboard container		8	131.5 × 173 × 185	16	131.5 × 173 × 92.5	24	131.5 × 173 × 61.5
Cardboard container		16	131.5 × 86.5 × 185	32	131.5 × 86.5 × 92.5	48	131.5 × 86.5 × 61.5

The weight of a cardboard box may not exceed 12 kg, the weight of a KLT may not exceed 35 kg. If filled directly in our KLT, the maximum fill level is 160 mm.

Example :

175 × 346 × 185 – 1 layer



175 × 346 × 61.5 – 3 layer

